

Scaled data based on original data using
LM-79-08 Approved Method: Electrical and Photometric Measurements of Solid-
State Lighting Products

Test Report Prepared for
Cooper Lighting Solutions
(formerly Eaton)

Brand: STREETWORKS

Report Number: P191586

Luminaire Tested: **GAN-AF-08-LED-U-T4W-1200-ADJ**

Issue Date: 3/3/2020

Test Information

Test Method: LM-79-08
Report Number: P191586
TEST IS SCALED FROM IESNA LM-79-08 TEST DATA (P24147)
Test Lab: INNOVATION CENTER P2
Issue Date: 3/3/2020
Manufacturer: COOPER LIGHTING SOLUTIONS (FORMERLY EATON)
Product Line: STREETWORKS
Catalog Number: GAN-AF-08-LED-U-T4W-1200-ADJ
Description: GALLEON AREA AND ROADWAY LUMINAIRE
(8) 70 CRI, 4000K, 1200mA LIGHTSQUARES WITH 16 LEDS EACH AND TYPE IV WIDE OPTICS
Light Source: -
Ballast/Driver: ELECTRONIC DRIVER

Summary

Lumens per Lamp: N/A
Luminaire Lumens: 53159.7 lumens
Efficiency: N/A
Efficacy: 104.0 lumens/watt
Luminous Opening: Rectangular (W 2' x L: 1' x H: 0')
IES Classification: Type IV - Short - Semi-Cutoff
BUG Rating: B4 - U0 - G5

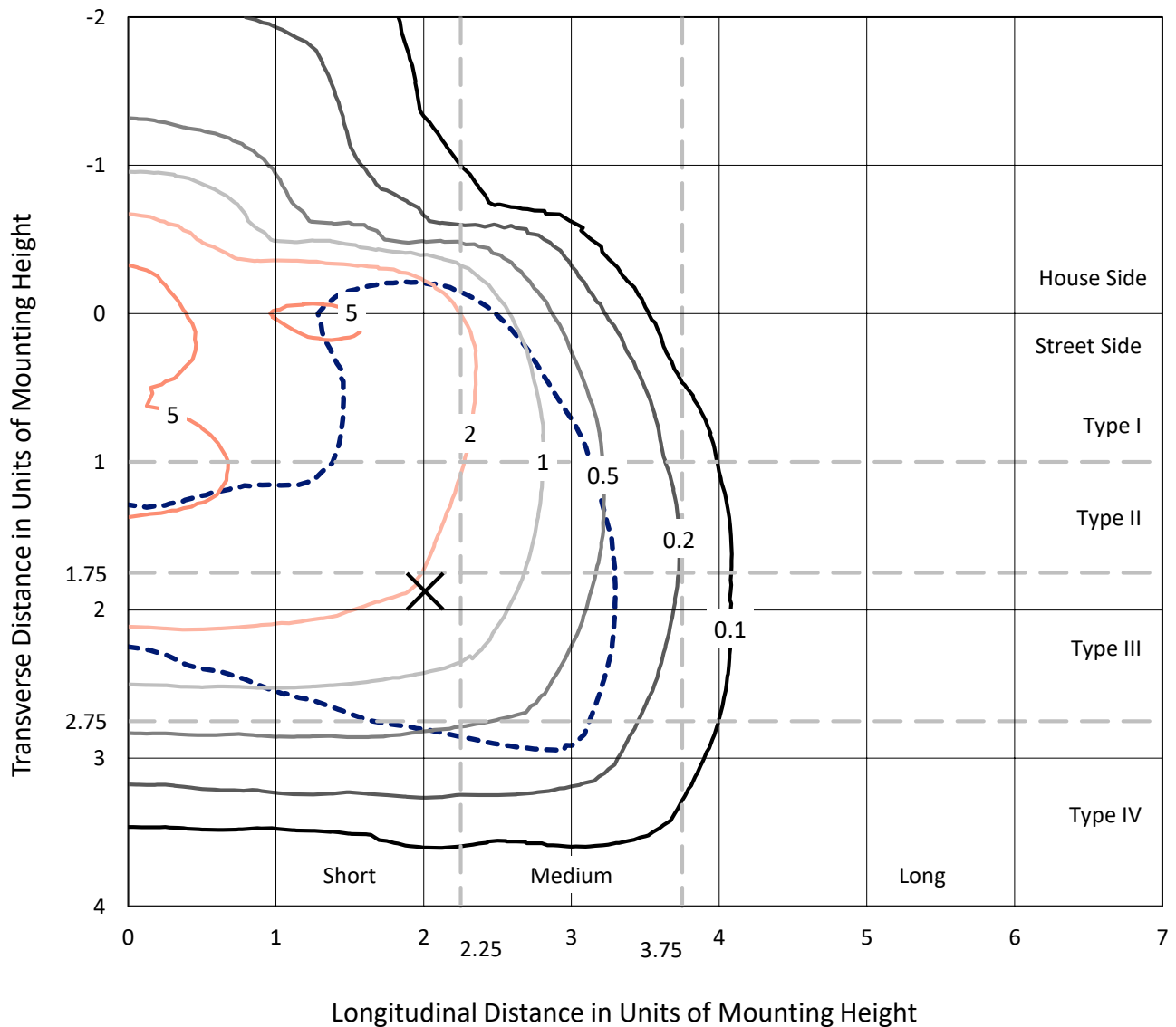
Input Watts (W): 511
Input Voltage (V): NR
Input Current (Ain): NR
Voltage Rise (V): NR
Power Factor: NR
Total Harmonic Distortion (THDi): NR
Frequency (hertz): 60
Stabilization Time: NR
Operation Time: NR
Ambient Temperature (°C): NR
Test Distance: 28.75 FT



REPORT NUMBER: P191586
 CATALOG NUMBER: GAN-AF-08-LED-U-T4W-1200-ADJ

Iso-Footcandle Lines of Horizontal Illumination

✕ Max cd
 - - - 1/2 Max cd

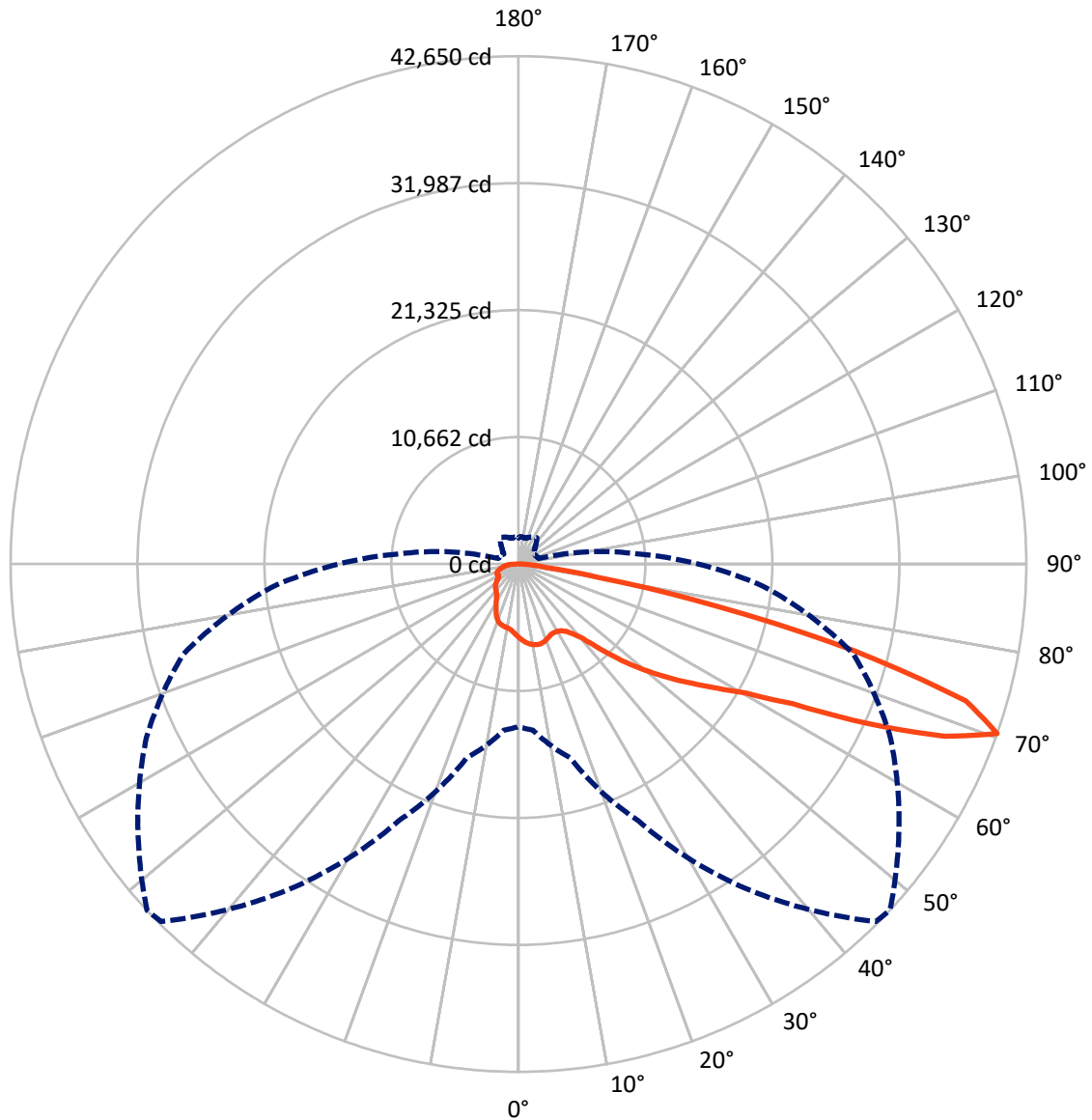


Based on 30 foot mounting height. Maximum calculated value = 7.9 fc
 Type IV - Short - Semi-Cutoff

REPORT NUMBER: P191586

CATALOG NUMBER: GAN-AF-08-LED-U-T4W-1200-ADJ

Luminous Intensity Polar Plot



— Vertical Plane Through 47-Deg Lateral - - - Horizontal Cone Through 70-Deg Vertical



REPORT NUMBER: P191586

CATALOG NUMBER: GAN-AF-08-LED-U-T4W-1200-ADJ

FLUX DISTRIBUTION:

		Downward	Upward	Total
House Side	Lumens	11090.2	0.0	11090.2
	% Fixture	20.9	0.0	20.9
Street Side	Lumens	42069.5	0.0	42069.5
	% Fixture	79.1	0.0	79.1
Total	Lumens	53159.7	0.0	53159.7
	% Fixture	100.0	0.0	100.0

ZONAL LUMENS:

Zone	Lumens	% Fixture
0°-10°	591.0	1.1
10°-20°	1733.9	3.3
20°-30°	2560.5	4.8
30°-40°	3721.6	7.0
40°-50°	6697.6	12.6
50°-60°	11602.9	21.8
60°-70°	16560.7	31.2
70°-80°	8501.3	16.0
80°-90°	1190.2	2.2
90°-100°	0.0	0.0
100°-110°	0.0	0.0
110°-120°	0.0	0.0
120°-130°	0.0	0.0
130°-140°	0.0	0.0
140°-150°	0.0	0.0
150°-160°	0.0	0.0
160°-170°	0.0	0.0
170°-180°	0.0	0.0
0°-90°	53159.7	100.0
0°-180°	53159.7	100.0

Coefficient of Utilization



REPORT NUMBER: P191586

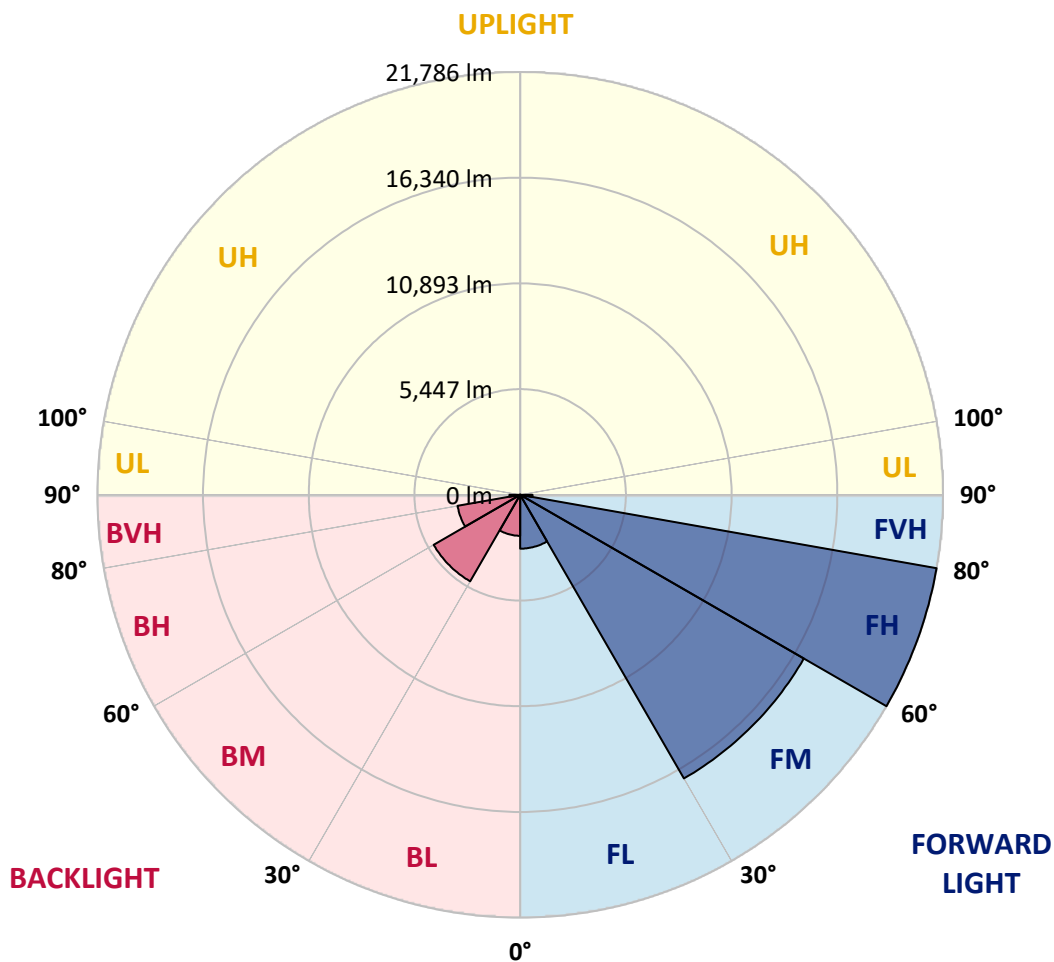
CATALOG NUMBER: GAN-AF-08-LED-U-T4W-1200-ADJ

LUMINAIRE CLASSIFICATION SYSTEM LUMEN TABLE AND BUG RATING:

Zone		Lumens	% Fixture	Zone Rating/Lumen Limit		
				B	U	G
FL	(0°-30°)	2773.8	5.2			
FM	(30°-60°)	16874.4	31.7			
FH	(60°-80°)	21786.3	41.0			G5
FVH	(80°-90°)	635.1	1.2			G4/750
BL	(0°-30°)	2111.6	4.0	B3/2500		
BM	(30°-60°)	5147.7	9.7	B4/8500		
BH	(60°-80°)	3275.7	6.2	B4/5000		G4/5000
BVH	(80°-90°)	555.1	1.0			G4/750
UL	(90°-100°)	0.0	0.0		U0/0	
UH	(100°-180°)	0.0	0.0		U0/0	

BUG Rating: B4-U0-G5

Type IV Short





REPORT NUMBER: P191586

CATALOG NUMBER: GAN-AF-08-LED-U-T4W-1200-ADJ

CANDELA DISTRIBUTION (FULL):

	0°	5°	15°	25°	35°	45°	47°	55°	65°	75°	85°
0°	6168.2	6168.2	6168.2	6168.2	6168.2	6168.2	6168.2	6168.2	6168.2	6168.2	6168.2
2.5°	6530.2	6517.3	6512.1	6501.8	6488.9	6424.2	6411.2	6364.7	6300.0	6232.8	6163.0
5°	6959.5	6957.0	6928.5	6876.8	6794.0	6651.8	6618.2	6504.4	6351.8	6204.4	6057.0
7.5°	7337.1	7313.9	7259.6	7156.2	7011.3	6817.4	6770.8	6613.0	6403.6	6201.8	6002.7
10°	7613.9	7600.9	7482.0	7339.8	7150.9	6936.3	6882.0	6706.2	6475.9	6220.0	5971.6
12.5°	7771.7	7745.8	7608.7	7438.0	7213.0	7003.5	6949.2	6770.8	6512.1	6220.0	5927.7
15°	7761.3	7743.2	7606.2	7419.9	7192.4	7008.7	6959.5	6781.1	6504.4	6194.1	5870.7
17.5°	7554.4	7562.2	7445.8	7262.1	7076.0	6936.3	6892.3	6726.8	6452.7	6142.3	5803.5
20°	7192.4	7228.6	7150.9	6988.0	6884.6	6788.9	6760.5	6620.7	6372.5	6067.3	5731.1
22.5°	6830.2	6863.9	6832.8	6695.7	6680.3	6623.4	6607.9	6507.0	6302.7	6020.8	5687.1
25°	6563.9	6594.9	6589.7	6470.8	6517.3	6514.8	6501.8	6452.7	6287.2	6020.8	5694.9
27.5°	6491.4	6501.8	6491.4	6382.8	6447.5	6499.2	6488.9	6481.1	6333.7	6095.8	5793.2
30°	6739.7	6724.3	6644.1	6424.2	6483.7	6556.1	6545.8	6551.0	6473.3	6292.3	6013.0
32.5°	7730.2	7660.5	7407.0	6788.9	6631.1	6669.9	6675.1	6760.5	6773.4	6594.9	6354.4
35°	9212.2	9134.6	8806.2	7766.4	7088.8	6954.4	6954.4	7083.7	7161.3	7029.4	6884.6
37.5°	10782.0	10696.7	10520.8	9121.7	8050.9	7448.4	7435.4	7526.0	7637.1	7668.2	7704.4
40°	12566.5	12476.0	12525.1	10642.4	9393.2	8304.4	8120.8	8056.1	8356.2	8555.2	8844.9
42.5°	14519.2	14477.7	14495.8	12336.4	10921.6	9584.6	9323.4	8989.8	9351.8	9706.2	10313.9
45°	16326.9	16363.1	16345.0	14149.4	12623.4	11146.7	10870.0	10223.4	10577.7	11185.5	12176.0
47.5°	17909.7	17759.7	17992.5	16130.4	14529.5	12895.0	12553.6	11687.2	12046.7	12796.7	14472.6
50°	19831.2	19810.6	19469.2	18773.5	16833.8	14651.0	14203.6	13200.2	13758.8	14801.1	17366.6
52.5°	21851.2	21476.1	21163.2	20829.5	19277.8	16451.1	15902.8	14708.0	15770.8	17082.2	20894.2
55°	22264.9	22096.9	22484.8	23046.0	21633.9	18320.9	17682.1	16598.5	18036.5	19689.0	24962.4
57.5°	23149.4	23146.8	23948.6	24949.5	24059.8	20304.6	19660.6	18882.1	20583.9	22676.2	29281.4
60°	23746.9	23915.0	25404.6	27346.9	26441.7	22596.0	22003.7	21517.5	23480.5	26015.0	33305.5
62.5°	24059.8	24287.4	26320.1	28319.3	29809.0	26410.6	25818.5	25117.5	27313.3	29677.1	35659.0
65°	22758.9	23206.4	26177.9	29159.8	32757.3	32594.4	32328.0	31096.9	32105.5	32571.1	34808.2
67.5°	19158.8	19616.6	23077.1	28376.2	34862.5	38558.2	38615.2	36512.5	35053.9	32819.3	29265.9
70°	13650.2	14009.6	16872.7	23790.8	33259.0	42455.7	42649.7	39008.2	34466.8	29105.5	20446.8
72.5°	6481.1	6700.9	9411.4	15483.8	26392.5	38899.6	39274.7	35822.0	29307.2	21548.6	11154.5
75°	2381.9	2449.1	3181.1	6587.2	15307.9	28686.5	29128.8	25678.7	19427.8	10727.7	4249.2
77.5°	1427.6	1471.6	1784.5	2780.2	6020.8	16396.8	17051.1	13965.7	8490.6	3993.2	2089.7
80°	998.3	1029.3	1280.2	1730.2	2844.8	6248.4	6830.2	5700.1	3382.8	2526.8	1520.7
82.5°	675.0	690.5	900.0	1169.0	1890.5	2231.9	2407.8	2534.5	2281.1	1880.2	964.6
85°	442.2	457.8	610.4	770.7	1202.6	1153.5	1179.4	1492.3	1665.6	1277.6	535.3
87.5°	253.5	263.8	367.2	411.2	589.6	488.8	494.0	786.2	1065.5	861.2	325.9
90°	0.0	0.0	0.0	0.0	0.0	0.0	0.0	0.0	0.0	0.0	0.0



REPORT NUMBER: P191586

CATALOG NUMBER: GAN-AF-08-LED-U-T4W-1200-ADJ

CANDELA DISTRIBUTION (continued):

	90°	95°	105°	115°	125°	135°	145°	155°	165°	175°	180°
0°	6168.2	6168.2	6168.2	6168.2	6168.2	6168.2	6168.2	6168.2	6168.2	6168.2	6168.2
2.5°	6144.9	6111.3	6036.3	5989.7	5945.8	5935.5	5917.4	5914.7	5912.1	5912.1	5904.4
5°	6007.8	5950.9	5834.6	5769.9	5715.6	5710.4	5707.9	5720.8	5726.0	5731.1	5723.3
7.5°	5919.9	5842.3	5697.5	5604.3	5539.7	5524.2	5550.0	5609.6	5648.3	5663.9	5656.1
10°	5865.6	5769.9	5601.8	5500.9	5446.6	5438.8	5472.5	5542.3	5622.4	5653.5	5650.9
12.5°	5803.5	5694.9	5516.5	5410.4	5379.4	5394.9	5438.8	5503.5	5586.2	5635.4	5638.0
15°	5741.4	5614.8	5431.1	5338.0	5325.1	5345.7	5387.2	5436.3	5500.9	5550.0	5555.2
17.5°	5666.4	5534.6	5351.0	5255.2	5244.9	5255.2	5257.9	5283.6	5325.1	5371.6	5384.5
20°	5586.2	5451.8	5260.4	5164.7	5118.1	5076.8	5030.3	5035.4	5048.4	5094.9	5105.2
22.5°	5529.4	5394.9	5190.6	5058.7	4934.5	4810.4	4717.3	4704.3	4709.6	4748.3	4761.2
25°	5534.6	5392.3	5172.4	4944.8	4673.4	4474.2	4350.1	4329.3	4326.8	4355.2	4373.3
27.5°	5635.4	5493.1	5239.8	4828.5	4388.9	4094.1	3962.1	3946.6	3925.9	3933.7	3954.3
30°	5860.4	5728.5	5402.6	4709.6	4081.1	3721.6	3584.5	3569.0	3540.5	3527.6	3543.2
32.5°	6227.6	6119.1	5640.6	4595.7	3773.4	3403.5	3263.8	3230.2	3212.1	3196.6	3209.5
35°	6838.0	6791.5	5958.7	4471.6	3501.8	3157.7	3031.1	2979.3	2953.5	2981.9	3002.7
37.5°	7794.9	7820.8	6375.0	4277.7	3292.3	2994.9	2888.8	2829.4	2790.5	2813.8	2837.2
40°	9150.1	9168.2	6835.5	4003.5	3111.2	2899.1	2785.4	2731.1	2676.8	2635.3	2632.8
42.5°	10929.4	10745.8	7288.0	3706.0	2901.8	2839.7	2713.0	2645.8	2563.0	2449.1	2425.9
45°	13039.9	12395.8	7632.0	3364.7	2666.4	2767.3	2632.8	2539.7	2410.4	2286.2	2273.3
47.5°	15470.9	14167.5	7800.1	3010.3	2446.6	2661.2	2534.5	2387.1	2224.2	2162.1	2154.3
50°	18439.9	16270.0	7880.3	2666.4	2255.2	2521.6	2392.3	2219.0	2081.9	2069.0	2061.2
52.5°	21820.1	18799.4	7906.1	2384.5	2097.5	2340.5	2275.9	2107.8	1999.2	2009.5	2009.5
55°	25358.0	21411.5	7554.4	2180.2	1952.6	2154.3	2198.3	2063.8	1973.3	2014.7	2030.1
57.5°	28606.4	23726.1	6447.5	2022.5	1815.5	2012.1	2169.9	2105.2	2043.1	2211.2	2221.5
60°	31099.5	25094.3	4815.5	1880.2	1714.7	1962.9	2244.9	2263.0	2278.5	2679.3	2733.6
62.5°	31622.0	24639.1	3310.4	1769.0	1668.1	2004.4	2381.9	2384.5	2366.4	2645.8	2679.3
65°	29224.5	21760.6	2407.8	1706.9	1629.4	2079.4	2498.4	2444.0	2325.1	2537.1	2475.0
67.5°	23208.9	16394.1	2004.4	1660.4	1572.5	2074.1	2622.4	2498.4	2301.7	2485.4	2384.5
70°	15064.8	9913.0	1784.5	1621.6	1505.2	1975.9	2694.9	2493.1	2234.5	2312.1	2193.1
72.5°	7350.1	4432.9	1637.1	1564.7	1435.4	1838.9	2692.3	2446.6	2164.7	2159.6	2094.9
75°	2875.9	2030.1	1502.6	1479.3	1316.4	1683.7	2619.9	2379.4	2081.9	1999.2	1975.9
77.5°	1683.7	1448.3	1331.9	1352.6	1174.1	1528.5	2513.8	2263.0	1968.2	1869.9	1844.0
80°	1225.9	1083.6	1135.4	1169.0	1003.4	1373.3	2371.6	2120.7	1841.4	1890.5	1854.3
82.5°	786.2	698.3	920.7	954.3	835.3	1215.6	2216.4	1970.7	1662.9	1510.4	1474.2
85°	400.9	442.2	685.4	726.7	643.9	998.3	2027.6	1771.5	1461.2	1256.9	1277.6
87.5°	225.0	302.6	437.1	488.8	455.2	768.1	1644.8	1461.2	1192.2	969.9	853.4
90°	0.0	0.0	0.0	0.0	0.0	0.0	0.0	0.0	0.0	0.0	0.0

(END OF REPORT)